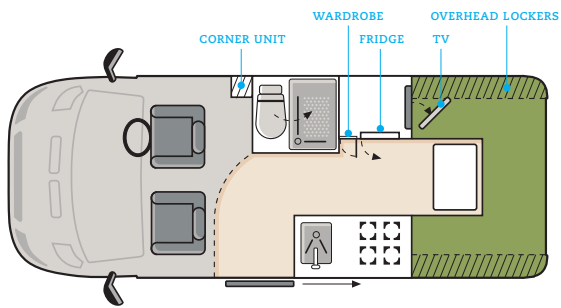
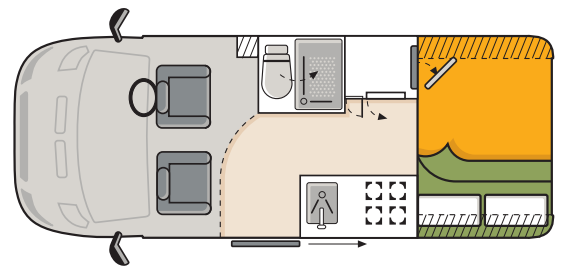


**BASEJUMPER™ S2**

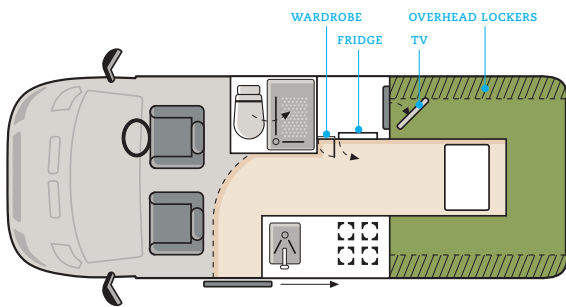


**S2: BY DAY**

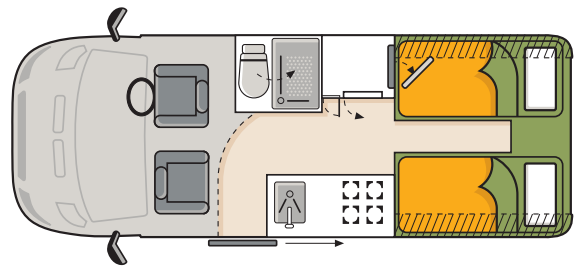


**S2: BY NIGHT**

**BASEJUMPER™ M2**

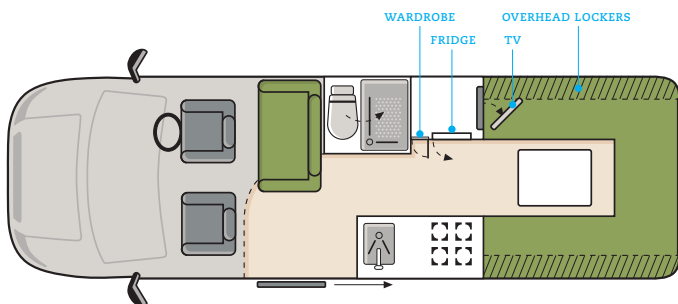


**M2: BY DAY**

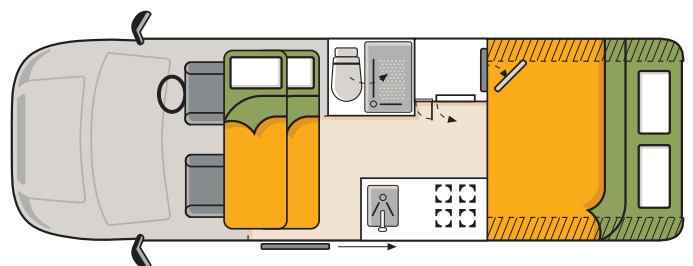


**M2: BY NIGHT**

**BASEJUMPER™ L4**



**L4: BY DAY**



**L4: BY NIGHT**

## BASE JUMPER™ S2

## BASE JUMPER™ M2

## BASE JUMPER™ L4

<b>MODEL:</b>	Fiat Ducato	Fiat Ducato	Volkswagon Crafter 35
<b>ENGINE:</b>	2.3 litre turbo diesel (Optional 3.0 litre) Overhead cam – Common rail direct injection 2.3L – 88kw @ 3600rpm (3.0L – 115kw @ 3500rpm) 2.3L – 330nm @ 2000rpm (3.0L – 400nm @ 1700rpm)	2.3 litre turbo diesel (Optional 3.0 litre) Overhead cam – Common rail direct injection 2.3L – 88kw @ 3600rpm (3.0L – 115kw @ 3500rpm) 2.3L – 330nm @ 2000rpm (3.0L – 400nm @ 1700rpm)	2.5 litre diesel turbo 5 cylinder TDI engine – Common rail direct injection 100kw @ 3500rpm 300nm @ 2000rpm
<b>GEARBOX:</b>	6 speed manual (Optional – 6 speed automated manual transmission)	6 speed manual (Optional – 6 speed automated manual transmission)	6 speed manual (Optional – 6 speed automated manual transmission)
<b>SUSPENSION:</b>	Front – Independent MacPherson strut Rear – Tubular rigid axle and longitudinal leaf springs	Front – Independent MacPherson strut Rear – Tubular rigid axle and longitudinal leaf springs	Optimised body stiffness at the front end for improved safety Full-length lateral rubbing strips
<b>BRAKES:</b>	ABS with EDB and dual circuit with loading sensor	ABS with EDB and dual circuit with loading sensor	Adaptive ESP, ABS, TCS and EDL are standard
<b>WHEELS:</b>	Mak alloy wheels with 215/75 R16 Continentals	Mak alloy wheels with 215/75 R16 Continentals	VW alloy wheels with 215/75 R16 Continentals
<b>SEAT BELTS:</b>	2 (Optional – 2 extra)	2 (Optional – 2 extra)	4
<b>CAB EQUIP:</b>	– Dual airbags – Swivel passenger seat – Air conditioning – Alarm – Cruise control – CD player with steering wheel controls – Remote electric central locking on all doors – Height adjustable steering wheel	– Dual airbags – Swivel seats – Air conditioning – Alarm – Cruise control – CD player with steering wheel controls – Remote electric central locking on all doors – Height adjustable steering wheel	– Dual airbags – Swivel seats – Air conditioning – Electronic vehicle immobilisation device – Cruise control – RCD 2001 CD/tuner with four loudspeakers – Central locking system with radio remote control – Height & reach adjustable steering column
<b>DIMENSIONS:</b>	Gross vehicle weight 3500kg Maximum towable weight 2500kg Wheel base 4040mm Overall length 5993mm Overall width 2024mm Interior height 1900mm	Gross vehicle weight 4000kg Maximum towable weight 2500kg Wheel base 4040mm Overall length 6363mm Overall width 2024mm Interior height 1900mm	Gross vehicle weight 3880kg Maximum towable weight 2500kg Wheel base 4325mm Overall length 6940mm Overall width 1993mm Interior height 1920mm
<b>TANKS:</b>	Fuel 90L Fresh water 135L Grey water 135L	Fuel 90L Fresh water 135L Grey water 135L	Fuel 75L Fresh water 135L Grey water 135L
<b>ENERGY:</b>	600w inverter 2 x 220A/H 6V batteries 2 x 4.5kg gas bottles	600w inverter 2 x 220A/H 6V batteries 2 x 4.5kg gas bottles	600w inverter 2 x 220A/H 6V batteries 2 x 4.5kg gas bottles
<b>GALLEY:</b>	110/12V Waeco fridge with freezer compartment 4 burner Spinflow gas cooker and grill Dometic rangehood Truma 14 litre gas/240V hot water heater Crockery, glassware, utensils, and cookware	110/12V Waeco fridge with freezer compartment 4 burner Spinflow gas cooker and grill Dometic rangehood Truma 14 litre gas/240V hot water heater Crockery, glassware, utensils, and cookware	110/12V Waeco fridge with freezer compartment 4 burner Spinflow gas cooker and grill Dometic rangehood Truma 17 litre diesel/12v hot water heater Crockery, glassware, utensils, and cookware
<b>BATHROOM:</b>	Dometic toilet Truma heated towel rail and drying room	Dometic toilet Truma heated towel rail and drying room	Dometic toilet Drying room (in shower)
<b>LIVING:</b>	Rear bed Singles 800 x 1840 mm or King 1840 x 1900 mm 15" Majestic LCD screen/CD/DVD/MP3/MP4 & radio iPod auxiliary input Eberspächer 2.2kw diesel heater Fire extinguisher 12V Vacuum cleaner	Rear bed Single 800x1900mm or Double 1350x1900mm or King 1900x1900mm 15" Majestic LCD screen/CD/DVD/MP3/MP4 & radio iPod auxiliary input Eberspächer 2.2kw diesel heater Fire extinguisher 12V Vacuum cleaner	Front bed Singles 750x1750mm and Rear bed Singles 800x1900mm or King 1770x1900mm 15" Majestic LCD screen/CD/DVD/MP3/MP4 & radio iPod auxiliary input Truma Combi D diesel heater Fire extinguisher 12V Vacuum cleaner
<b>OUTDOOR:</b>	Gasmate hooded barbeque OZTENT outdoor furniture Snow/mud chains	Gasmate hooded barbeque OZTENT outdoor furniture Snow/mud chains	Gasmate hooded barbeque OZTENT outdoor furniture Snow/mud chains
<b>WARRANTY:</b>	3 year/200,000 kms on base vehicle and 1 year on appliances	3 year/200,000 kms on base vehicle and 1 year on appliances	4 year / 200,000 km mechanical warranty and 1 year on appliances